



# Public-Private Partnership in Poland

Department of Public-Private Partnership  
Ministry of Development Funds and Regional Policy



# Ministry of Development Funds and Regional Policy

## PPP Department

Act on Public-Private Partnership [2009]  
and  
Governmental Policy for PPP Development



Project promoters  
(mainly local governments)

*Green Cities Transformation*  
City Loan Fund



Land distribution for housing projects



Local governments



# Ministry of Development Funds and Regional Policy

## PPP Department

### Our activities:



law, guidelines,  
legal interpretations



comprehensive project support: internal  
and external (*legal, financial, technical*)



PPP projects opinion



PPP market monitoring and  
analysis



good practices



e-learning



training sessions,  
workshops, webinars



internet site  
[ppp.gov.pl](http://ppp.gov.pl)



## Chararacteristics of the model



- Public objective defined in governmental/local public policy
- Cooperation between public/state-owned/controlled body and non-public entity
- Long-term relation covers investment and operational phases
- Risk distribution across whole period





# Polish PPP market

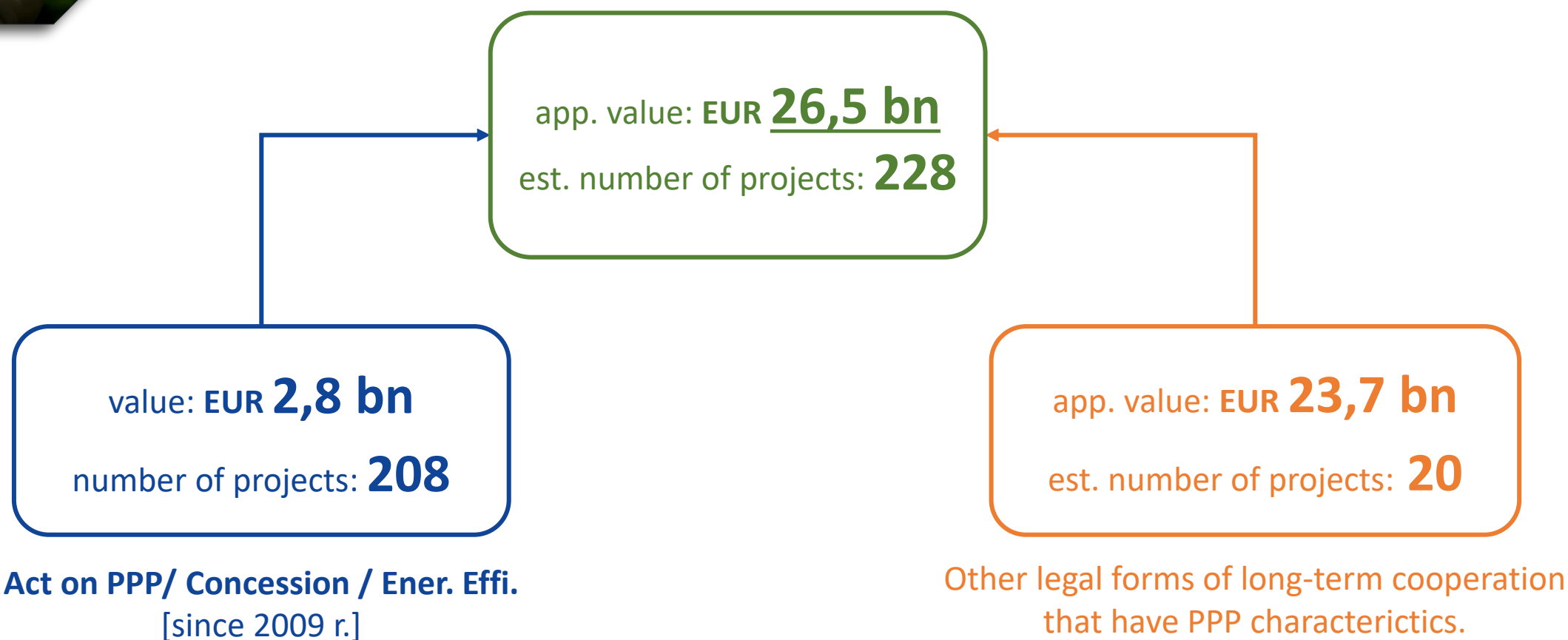
*legal basis of PPP projects*

## PPP projects implemented on the legal basis of:

- Act on Public-Private Partnership [2009]
- Act on Concession Contracts for Works or Services [2009>2016]
- Act on Energy Efficiency (EPC projects)
- Other legal basis



## Polish PPP market





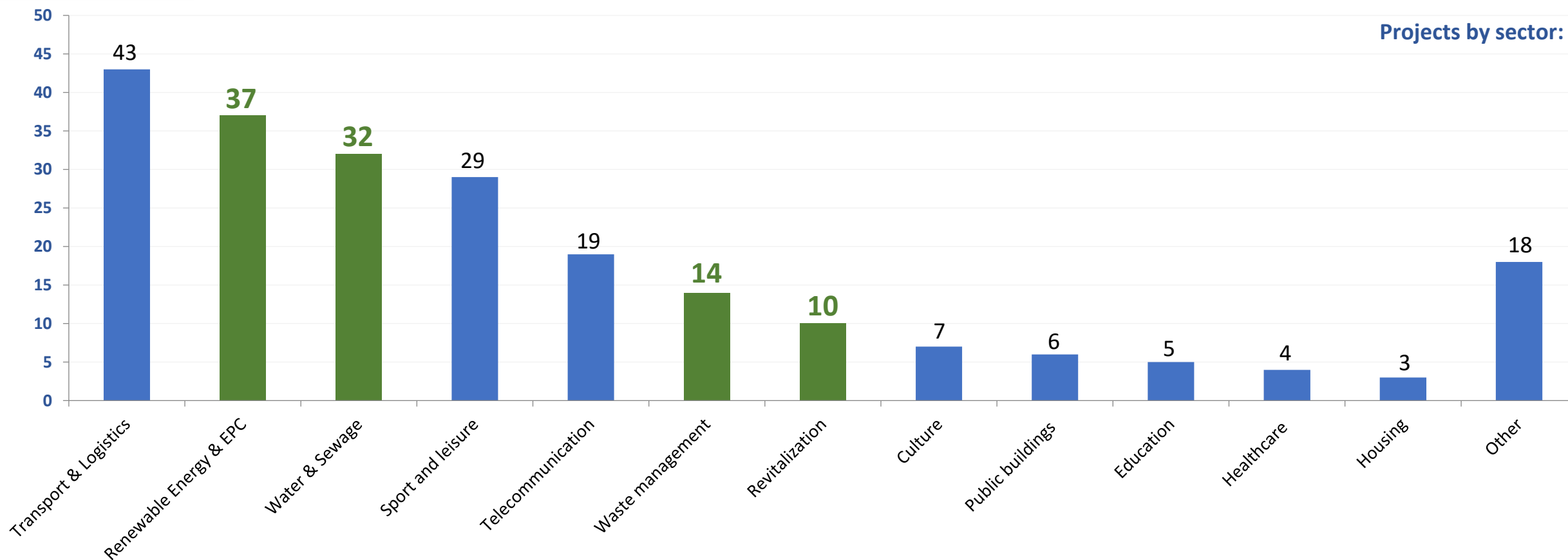
## Polish PPP market

### Key characteristics of Polish PPP market:

- small projects (**83%** of projects under **10 mln EUR**)
- **91%** projects are implemented by **local governments**
- **65%** concession procedures
- **43%** of the PPP tenders **results in signing** of PPP contract



## Polish PPP market



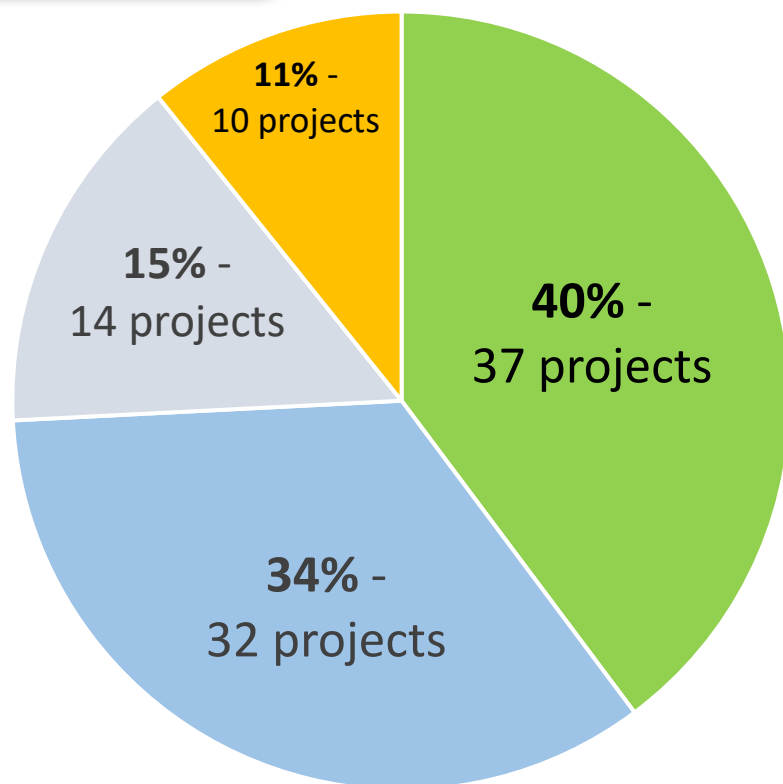




## Polish PPP market

*sectors realting to Green Transistion*

app. value: EUR **17 bn**  
est. number of projects: **93**



- **Renewable Energy & EPC** – EUR 14,7 bn (37 projects)
- **Revitalization** – EUR 1,73 bn (10 projects)
- **Waste management** – EUR 586 m. (14 projects)
- **Water & Sewage** – EUR 108 m. (32 projects)

Pie chart of the amount of projects per sector



# Polish PPP market

*examples of projects*



**Offshore Wind Farm – Baltic Power**

**Date of the agreement and value of the investment:**  
January 2021 r. – EUR 4,7 bn

**Public partner:** Orlen Neptun sp. z o.o.  
**Private partner:** Northland Power



**Offshore Wind Farm – Baltica 2 i 3**

**Date of the agreement and value of the investment:**  
February 2021 r. – EUR 9,8 bn

**Partners:** Polska Grupa Energetyczna S.A & Orsted A/S





# Polish PPP market

*examples of projects*



**Heat and Power Plant in Olsztyn**

**Date of the agreement and value of the investment:**  
November 2021 r. – EUR **207 m**

**Public partner:** Miejskie Przedsiębiorstwo Energetyki  
Ciepłej Sp. z o.o. w Olsztynie

**Private partner:** Dobra Energia dla Olsztyna



**Municipal Waste Thermal Treatment Plant in Poznań**

**Date of the agreement and value of the investment:**  
April 2013 r. – EUR **183 m**

**Partners:** Polska Grupa Energetyczna S.A & Orsted A/S



# Thank you

**Michał Piwowarczyk**

Deputy Director of the Department of Public-Private Partnership  
Ministry of Development Funds and Regional Policy

Visit us at: [www.ppp.gov.pl](http://www.ppp.gov.pl)  
Contact us at: [ppp@mfi.pr.gov.pl](mailto:ppp@mfi.pr.gov.pl)